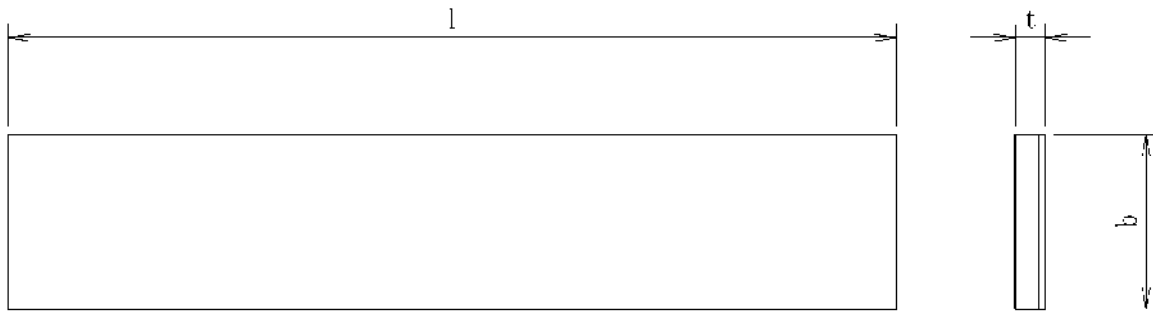
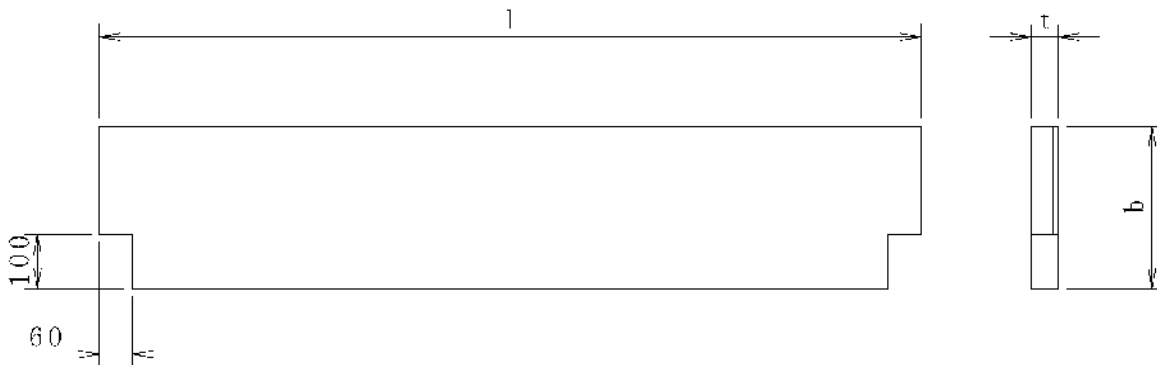


I 型パネル



呼び名	寸法 (mm)			参考重量 (kg)
	a	b	c	
50 × 200 × 1490	1490	200	50	36
50 × 250 × 1490	1490	250	50	45
50 × 300 × 1490	1490	300	50	54
50 × 400 × 1490	1490	400	50	71
50 × 300 × 2000	2000	300	50	72

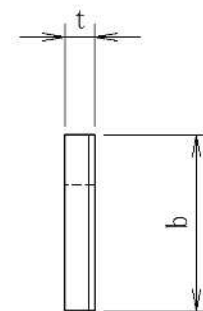
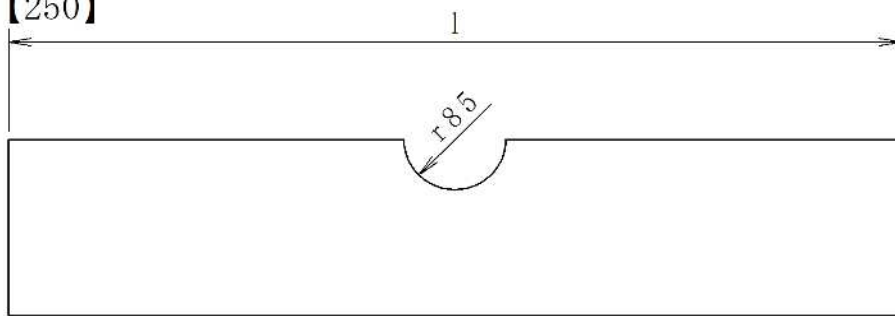
[切欠パネル]



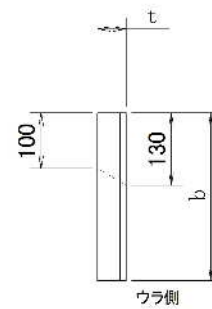
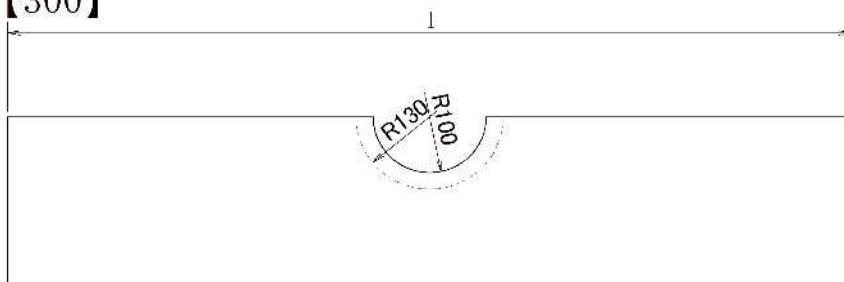
呼び名	寸法 (mm)			参考重量 (kg)
	a	b	c	
50 × 300 × 1490	1490	300	50	52
50 × 400 × 1490	1490	400	50	70

[穴あきパネル]

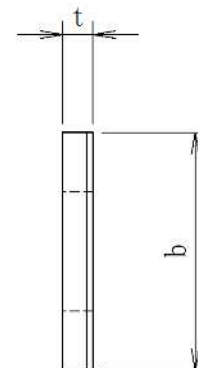
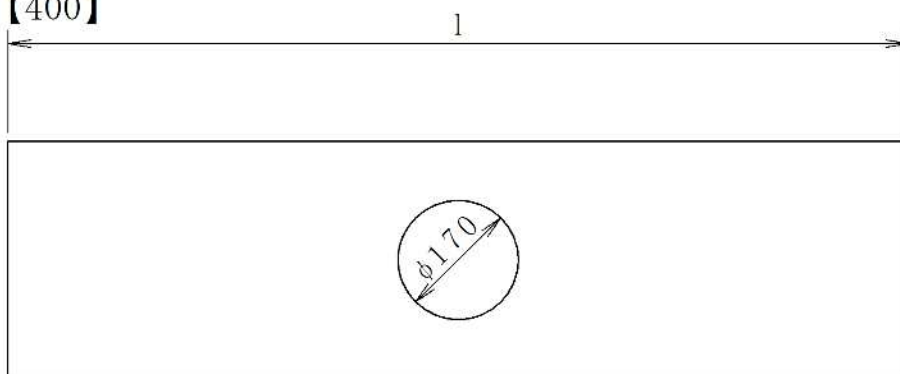
【250】



【300】



【400】



呼び名	寸法 (mm)			参考重量 (kg)
	a	b	c	
50 × 250 × 1490	1490	250	50	43
50 × 300 × 1490	1490	300	50	51
50 × 400 × 1490	1490	400	50	69